

*my*FUTURENC  
*2 million by 2030*



**Franklin County Board of Education**

May 8, 2023

*my*FUTURE NC

## House Bill 664

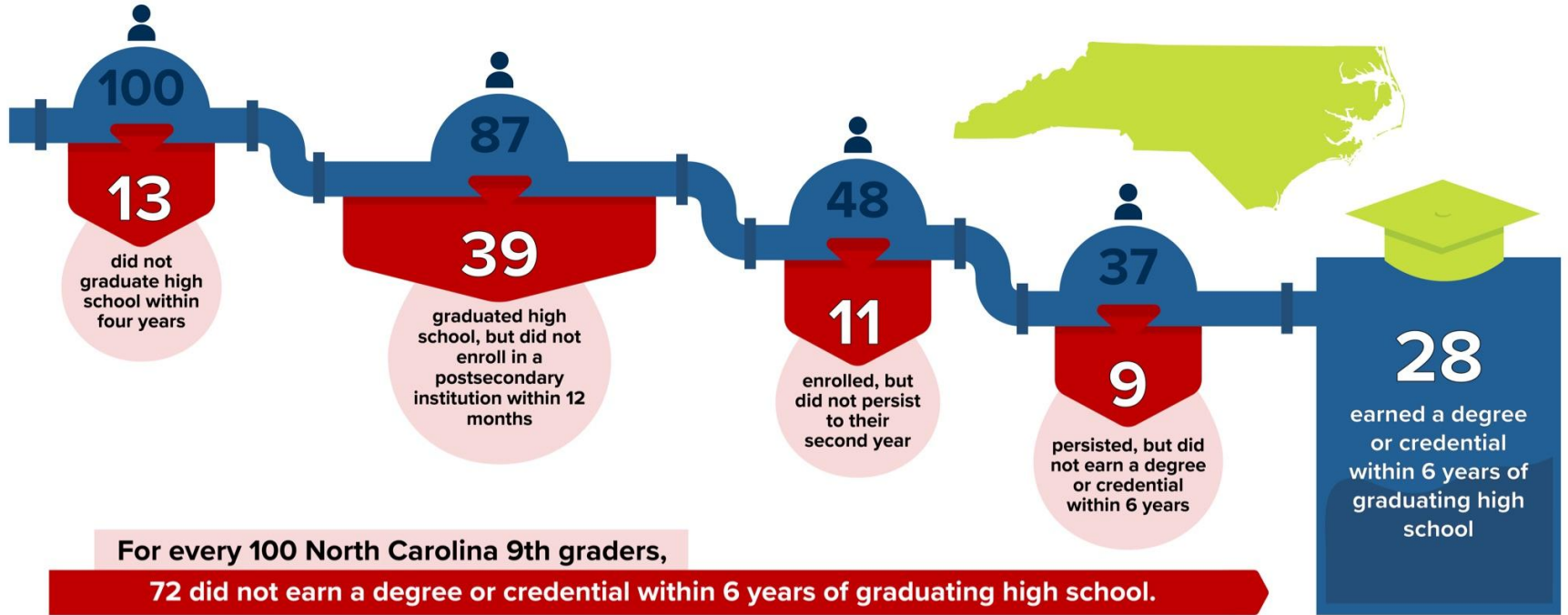
To ensure that the State remains economically competitive, the State shall ensure that by the year **2030**:

**2 MILLION**

**25 to 44 year-olds will have completed a high quality credential or postsecondary degree**



# LEAKY PIPELINE



# Franklin County

2030 NC Degree Attainment Goal: 2 million (67%)  
2030 Proposed Franklin County Attainment Goal: 12,495 (61%)

## Population Spotlight

2010 Census: 60,619  
2020 Census: 68,573  
Change: 7,954

## Growth Rate

**13.1%** vs. **9.5%**  
County State



**\$54,868**  
Median Household Income (2020)



**18.1%**  
Child Poverty Rate (2020)



**85%**  
Households with Broadband (2020)



**73%**  
Home Owners (2020)



**78%**  
Voter Registration Rate (2021)



**4.7%**  
Unemployment Rate (2021)

## Educational Attainment

Franklin County residents ages 25-44, 2020



## Top Opportunities for Growth

These three areas represent the biggest opportunities for Franklin County to improve future attainment outcomes.



**NC Pre-K Enrollment**  
46% of Franklin County eligible 4-year-olds are enrolled in NC Pre-K, below the rural metro county average of 59%.



**Postsecondary Completion**  
49% of Franklin County high school graduates who enroll in postsecondary earn a degree or credential within 5 years, below the rural metro county average of 57%.



**High School Graduation**  
81% of Franklin County 9th graders complete high school in 4 years or less, below the rural metro county average of 87%.

## Impact of Covid-19 on Education Pipeline

Covid-19 has affected critical transition points along the education continuum.

K-12 Enrollment (district schools)  
**-1.7%** 2021-22 vs. 2019-20

Postsecondary Enrollment  
**-14.1%** 2021 vs. 2020

FAFSA Completion  
**-9.7%** 2021-22 vs. 2018-19

Postsecondary Intentions  
**-7.8%** 2020-21 vs. 2018-19

## Data Disruptions

- College and Career-Ready in Reading
- College and Career-Ready in Math
- Chronic Absenteeism



## How students in Franklin County traditional schools are currently doing:

To meet state goals, each year Franklin County needs:

- 103 more eligible 4-year-olds enrolled in NC Pre-K program (goal: 75% vs. 46%), 2022.
- 1,877 more 3-8 graders earning college-and-career-ready scores (level 4 or 5) in reading (goal: 73% vs. 20%), 2022.
- 2,239 more 3-8 graders earning college-and-career-ready scores (level 4 or 5) in math (goal: 80% vs. 23%), 2022.
- 93 more 9th graders to graduate within four years (goal: 95% vs. 81%), 2021.
- 1,579 more students to attend school regularly (goal: 11% chronic absenteeism vs. 32%), 2021.

Franklin County has a student-to-school counselor ratio of 383:1 versus 362:1 in peer counties, 2021

ACADEMIC READINESS

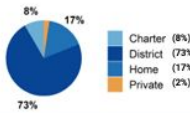
COLLEGE & CAREER ACCESS

- 54% of seniors completed the FAFSA in 2022. (150 more need to complete in 2022 to meet state goal of 80%). <https://www.myfuturenc.org/ourwork/first-af-fasa/>
- 69% of graduates reported intentions to enroll in a postsecondary institution versus 69% in peer counties, 2021.
- 47% of graduates enrolled in a postsecondary institution within 12 months versus 49% in peer counties, 2021.
- 57% of Franklin County students have parents with no college degree (either 2- or 4-year) versus 58% in peer counties.

## School Choice

10,893 total students were enrolled in K-12 in Franklin County in the 2021-22 school year.

Note: This profile focuses on outcomes of students enrolled in district schools.



## Career and College Preparation

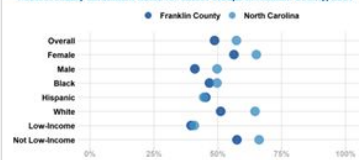
236 high school students took at least one AP course (9%) versus 9% in peer counties (2021).



107 graduates participated in Career & College Promise programs (19%) versus 43% in peer counties (2021).

Students in Franklin County completed 298 Career & Technical Education concentrations in 2021. The top three CTE concentrations completed include Architecture and Construction, Law, Public Safety, Corrections, & Security, and Agricultural, Food, & Natural Resources.

## Postsecondary Enrollment Rates for Select Groups in Franklin County, 2021



Note: Outcomes for demographic groups with fewer than 10 students are not displayed.

# 2022 COUNTY ATTAINMENT PROFILES

- 100 Unique County Attainment Profiles
- Local Performance on Key Indicators
- Recommended Local Goals
- Opportunities for Growth

WEB LINK  
[qrco.de/dataresources](http://qrco.de/dataresources)



SCAN ME

## Attainment Ready Communities

- 1) Establish local cross-stakeholder coalition ✓
- 2) Endorse the state attainment goal of 2 million by 2030 ✓
- 3) Adopt the local attainment goal of 12,495 (projected 61%)
- 4) Development & implementation of a local community attainment “roadmap”

