

# ESSER Contract Renewal: I-Ready

*September 11, 2023*



# Presenter:



**Dr. Geoffrey  
Hawthorne**

Executive Director of  
Elementary Education &  
Federal Programs

# i-Ready Contract

2023-24 District Quote: \$249,944.24

- i-Ready Reading is an intuitive supplemental tool used by students in grades 4th-8th
- i-Ready Math is an intuitive supplemental tool used by students in grades K-8
- Diagnostics are given 3 times a year to establish learning pathways for each student
- The i-Ready Teacher Toolkit provides standards aligned lessons that guide teacher instruction and intervention
- i-Ready is designed to support individualized learning (called pathways) that target specific skills students need support with (Goal: is to successfully complete two lessons per week (70% or higher), which should be equal to 45 min
- Data from i-Ready informs instructional decisions and is a state recognized data source to identify students for summer learning interventions
- i-Ready is standards aligned and research based
- 2021-22 & 2022-23 Impact Data Indicates Positive Results

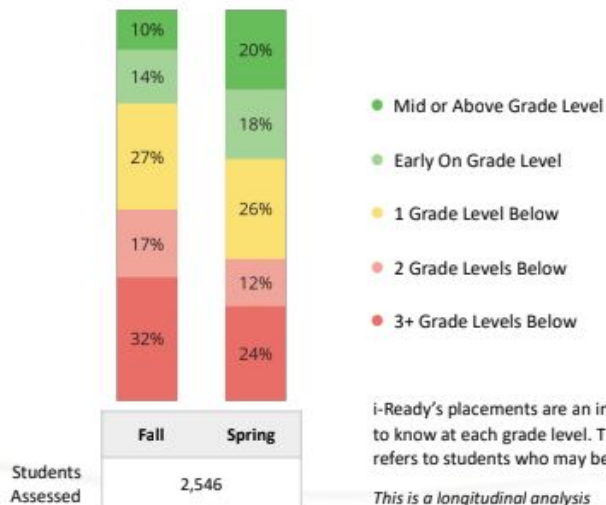


# 21-22 Data

Reading

## How Have Relative Placements Changed From Fall to Spring?

Placement Distribution, Fall 21-22 to Spring 21-22



i-Ready's placements are an indication of what students are expected to know at each grade level. The mid or above grade level placement refers to students who may be considered proficient for their grade.

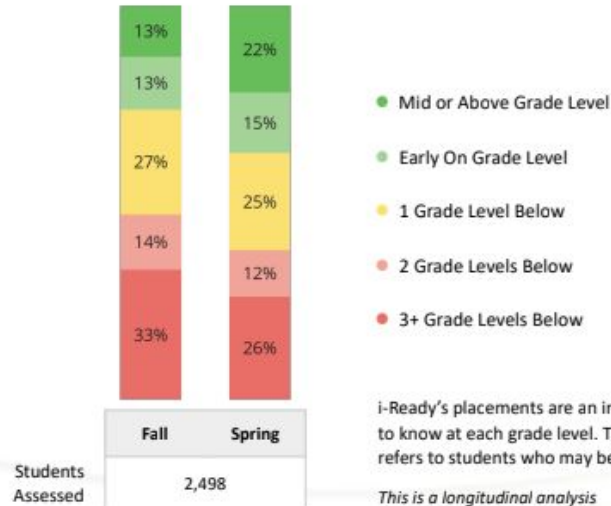
*This is a longitudinal analysis*

# Recent Data

Reading

## How Have Relative Placements Changed From Fall to Spring?

Placement Distribution, Fall 22-23 to Spring 22-23



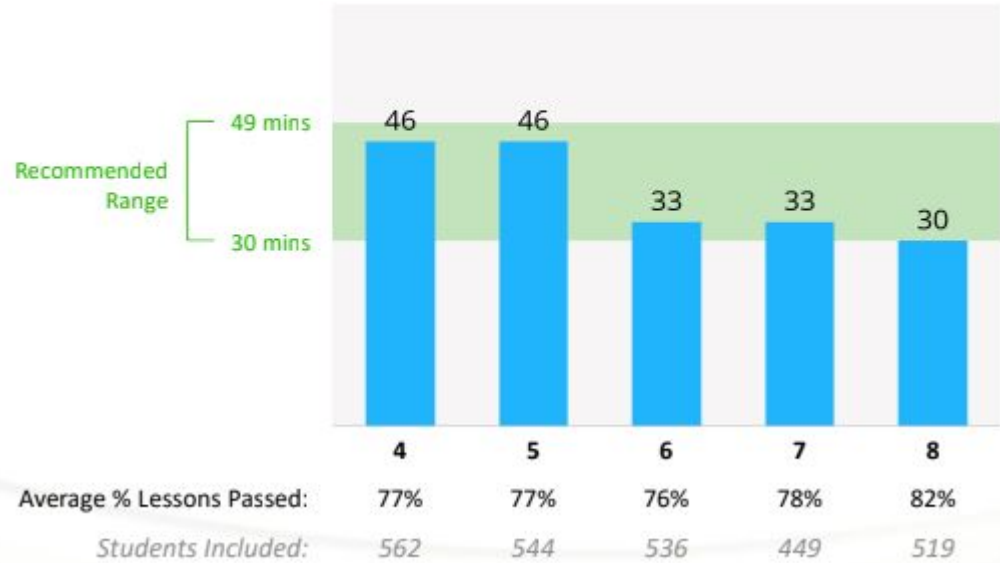
i-Ready's placements are an indication of what students are expected to know at each grade level. The mid or above grade level placement refers to students who may be considered proficient for their grade.

*This is a longitudinal analysis*

# Recent Reading Data

## How Long Are Students Spending on Personalized Instruction?

Average Weekly Usage (mins) of Personalized Instruction

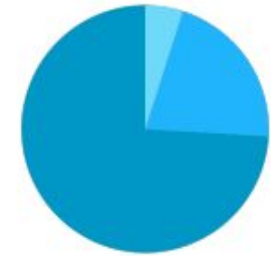
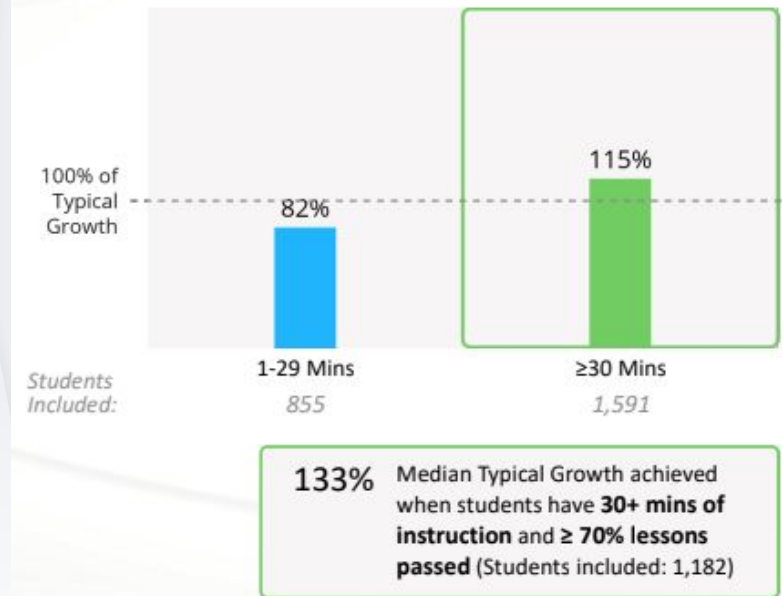


# Recent Reading Data

## Does Student Growth Differ with Personalized Instruction Usage?

Median Percentage of Annual Typical Growth Achieved with Instructional Usage

Percentage of Students by Percent Lessons Passed



- 74% of Students 70% - 100% Passed
- 21% of Students 50% - 69% Passed
- 5% of Students 0% - 49% Passed

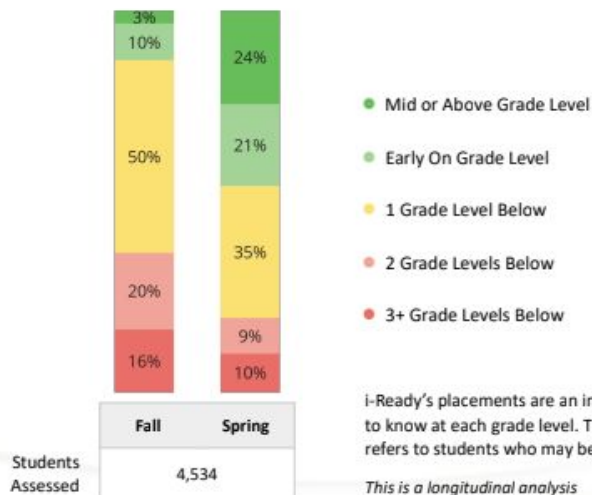
Students Included: 2,446

# 21-22 Data

Mathematics

## How Have Relative Placements Changed From Fall to Spring?

Placement Distribution, Fall 21-22 to Spring 21-22



i-Ready's placements are an indication of what students are expected to know at each grade level. The mid or above grade level placement refers to students who may be considered proficient for their grade.

*This is a longitudinal analysis*

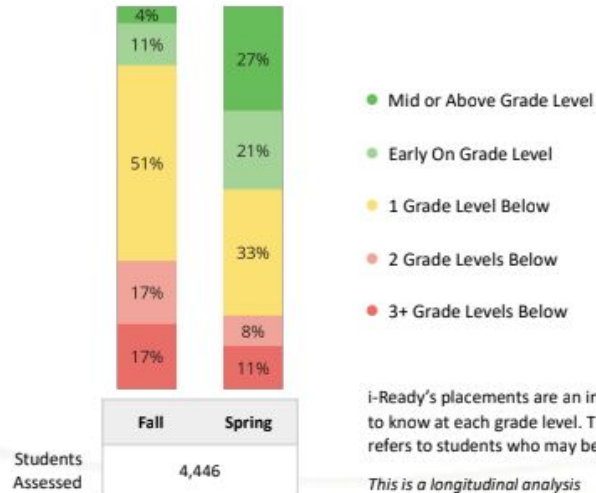


# Recent Data

Mathematics

## How Have Relative Placements Changed From Fall to Spring?

Placement Distribution, Fall 22-23 to Spring 22-23

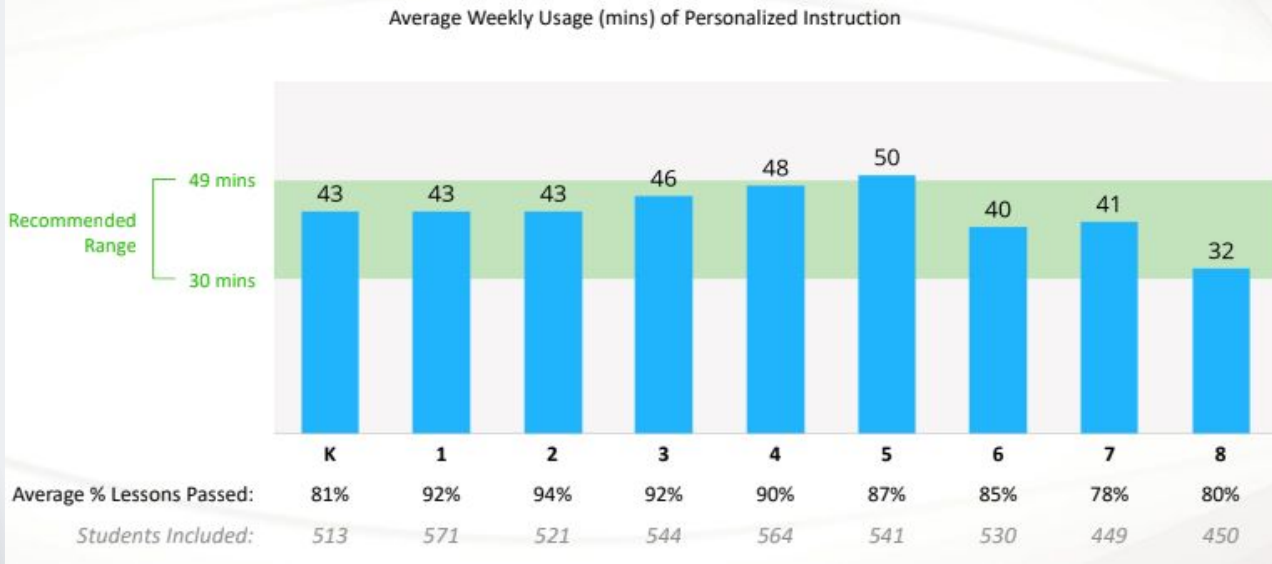


i-Ready's placements are an indication of what students are expected to know at each grade level. The mid or above grade level placement refers to students who may be considered proficient for their grade.

*This is a longitudinal analysis*

# Recent Math Data

## How Long Are Students Spending on Personalized Instruction?

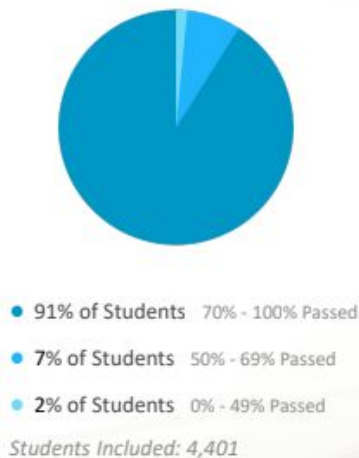
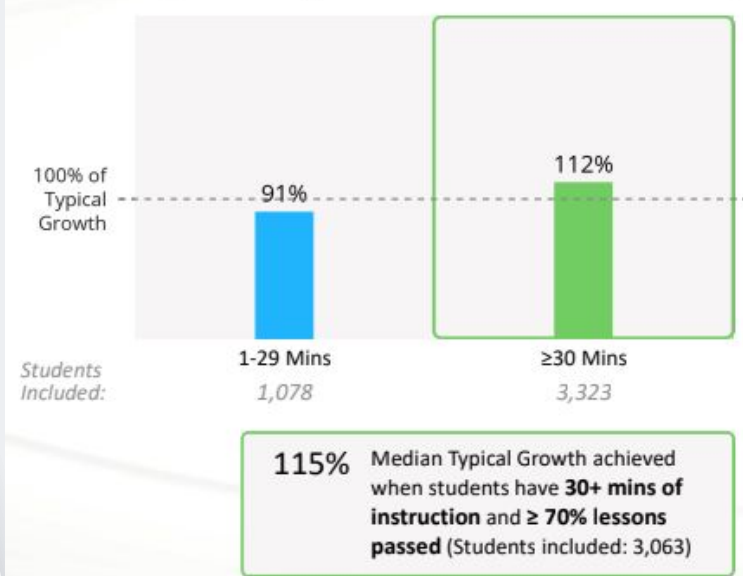


# Recent Math Data

## Does Student Growth Differ with Personalized Instruction Usage?

Median Percentage of Annual Typical Growth Achieved with Instructional Usage

Percentage of Students by Percent Lessons Passed



## Seeking BOE Approval:

I am seeking board approval for our FCS  
2023-2024 i-Ready Renewal Contract.

